









Product Card Lineup

AI-Driven Secure Management & Control Modules (SCM)

Target Applications

		
CLOUD/DATACENTERS	5G BASE STATIONS	NETWORK SWITCHES

Product Comparison Chart

					
FEATURES	SCM3001	SCM3002	SCM3003	SCM3004	NCM3001
Applications	Cloud/datacenters, 5G/RAN, enterprise switches	Cloud/datacenters, 5G/RAN	Cloud/datacenters, 5G/RAN	NVIDIA MGX platforms	Network/enterprise switches
Form factor	Vertical (1U)	Horizontal	Vertical (1U)	Internal (1U)	PCI Express
FPGA	Yes, for flexibility	Yes, for flexibility	OCP Caliptra integrated	Yes, for flexibility	N/A
OCP-inspired	Yes	Yes	Yes	Yes	No
# node support	Single/dual	Single/dual	Single/dual/quad	Single/dual	N/A
AI/ML support	Yes – 4x engines	Yes – 4x engines	Yes – 4x engines	Yes – 4x engines	Yes – 4x engines
Dimensions	188mm (L) 40mm (H)	90mm (L) 120mm (H)	100mm (L) 40mm (H)	85.48mm (L) 33.50mm (H)	141mm (L) 56mm (H)
External Interfaces	1x RJ45, 1x GbE port, 1x HDMI, 1x USB2.0 Type-A	2x RJ45, 1x 10G SFP port, 1x HDMI, 1x USB2.0 Type-A	1x RJ45, 1x GbE port, 1x HDMI, 1x USB2.0 Type-A	No	1x 10G SFP port 1x 1G GbE port 1x micro-HDMI, 1x USB2.0 Type-A
Available	Now	Now	Now	Now	Now